

IEEE *Xplore* 2.0 User Guide

Browsing IEEE *Xplore*

Table of Contents

BROWSING IEEE XPLORE	1
Browsing IEEE Xplore General Procedure:	1
Browsing Journals & Magazines.....	1
Journals & Magazines Publication Page	2
Journals & Magazines Table of Contents	3
Table of Contents of Forthcoming Articles.....	4
Browsing Conference Proceedings	5
Conference Proceedings Home Page	6
Conference Proceedings Publication Page	6
Conference Proceedings Table of Contents.....	7
Browsing Standards.....	7
Standards Publication Page.....	8
Locating a Document in the IEEE Member Digital Library	8
Locating a Document in the IEEE Enterprise File Cabinet	9
Browsing by Keyword	10
Browsing Alphabetically	10


Copyright © 2005. The Institute of Electrical and Electronics Engineers, Inc. Company and/or product names used herein are trademarks of their respective owners.

Browsing IEEE Xplore


Browsing IEEE Xplore General Procedure

Use the following general procedure to browse the journals and magazines, conference proceedings, and standards in the IEEE Xplore collections.

Selecting a Collection to Browse

1. Hover on or click  in the navigation menu bar. Then select **Journals & Magazines**, **Conference Proceedings**, or **Standards**. IEEE Xplore displays a list of titles starting with the letter A or beginning with a number.

Locating a Publication

1. Choose a particular title to browse. You can browse by keyword to quickly locate a specific publication, or you can browse alphabetically to look through the list of titles.
2. In the list of titles, click the  next to a title to view its title history.
3. View multiple pages of results by using the result-range links, such as [26-50](#).
4. Click a title to view the list of issues for that publication. The publication page is displayed.

Locating a Document (Issue or Volume)

For more details on finding a specific journal or magazine, conference proceedings volume, or standard, see the appropriate topic below:

- Browsing Journals & Magazines
- Browsing Conference Proceedings
- Browsing Standards

Browsing Journals & Magazines

The **Browse Journals & Magazines** page enables you to browse through all of the periodicals in the database.

To locate a journal:

1. Hover on or click  in the navigation menu bar. Then select **Journals & Magazines**. IEEE Xplore displays a list of titles starting with the letter A.
2. If you are interested in only IEEE titles or IEE titles but not both, make the appropriate choice in **CHOOSE**:

CHOOSE: All Titles IEEE Titles IEE Titles

Click .

3. Browse the list of journals by:
 - Using the Browse by keyword box.

OPTION 1

Browse by keyword

Enter one or more keywords in the order they appear in the journal or magazine title.

or

- Using the Browse alphabetically area.

OPTION 2

Browse alphabetically

Select a letter to view titles beginning with that letter.

A B C D E F G H I J K L M N O P Q R S T U V W X Y Z

4. Use the result-range links (for example, [26-50](#)) to view more pages of results.
5. Click the next to a title to view its title history.
6. Click a journal or magazine title to see the list of issues. The publication page is displayed.

Note: If the publication has forthcoming articles approved for publication, a **Forthcoming** label appears above **Year** on the publication page:

Forthcoming:

Click the button to see a table of contents listing the forthcoming articles.

To locate an issue (on the publication page):

1. In the **Year** list, click the year of the issue you want to view.
2. In the **Issue** list, click the issue you want to view. The table of contents for the issue appears.

You can view the AbstractPlus or full text if you or your institution subscribes to the publication. You can view brief Abstracts if you do not subscribe to the publication.

Journals & Magazines Publication Page

The Journals & Magazines publication page appears when you click a specific journal or magazine title. From the publication page, you can:

All visitors:

- Go to a specific issue by selecting the year and the issue.

Year:

Issue:

From that issue's table of contents, you can browse article titles and view Abstracts.

- Look up the issue frequency, name of editor, ISDN number, and other publishing information.
- Review the title history, if the publication title has changed over time.

Institutional Subscribers and IEEE Members (login or access authentication required):

- Perform a simple keyword search of the publication to locate documents.

Search This Publication

 >>

- From the results list, view the Abstract of any article. Subscribers can view the AbstractPlus.

Subscribers to the publication:

- From an issue's table of contents, view the AbstractPlus and full text of articles.
- Read more detailed publication information, such as the list of Editorial Board members, and the announcements from the society publishing the journal.



Authors:


- Submit a manuscript for publication to the journal.



Journals & Magazines Table of Contents

The table of contents page appears when you choose an issue on a journal publication page. From the table of contents page, you can:

All visitors:

- Print the table of contents.
Use the  printer friendly button to display just the table of contents for printing.
- View the Abstract of a specific article by clicking the [Abstract](#) link.
- View multiple pages of results by using the result-range links, such as [26-50](#).
- For articles to which you do not have access:

IEEE Members: You can access full text by filing the documents in your IEEE Member Digital Library File Cabinet (if you subscribe) or by purchasing the documents.

If you belong to a **subscribing institution:** You can access full text by filing the documents in your institution's Enterprise File Cabinet (if your institution subscribes) or by purchasing the documents.

Other guests: You can access full text by purchasing the documents.

Institutional Subscribers and IEEE Members (login or access authentication required):

- Perform a simple keyword search of the documents in the issue.

Search this issue: All Fields

Subscribers to the publication:

- View a detailed Abstract by clicking [AbstractPlus](#).
- View full text of articles by clicking the [PDF](#) link.
- Read more detailed publication information, such as the list of Editorial Board members, and the announcements from the society publishing the journal.

**Authors:**

- Submit a manuscript for publication to the journal.

**Table of Contents of Forthcoming Articles**

When articles have been accepted for future publication in a journal or magazine, the publication page displays this indicator:

Forthcoming: [View Articles](#)

When you click the [View Articles](#) button, a table of contents appears, listing the titles of articles accepted for future publication in the journal or magazine. From here, you can:

All visitors:

- Print the table of contents. Use the printer friendly button to display just the table of contents for printing.
- View the Abstract of a specific article by clicking [Abstract](#).

Institutional Subscribers and IEEE Members (login or access authentication required):

- Perform a simple keyword search of the documents in the list.

Search this issue: All Fields

Subscribers to the publication:

- View a detailed Abstract by clicking [AbstractPlus](#).
- View full text of articles to which you have access by clicking [PDF](#).

Authors:

- Submit a manuscript for publication to the journal.



Browsing Conference Proceedings

The **Browse Conference Proceedings** page enables you to browse through all of the conference proceedings in the database.

To locate a conference proceeding:

1. Hover on or click **BROWSE** in the navigation menu bar. Then select **Conference Proceedings**. IEEE Xplore displays a list of titles starting with the letter A or beginning with a number.
2. If you are interested in only IEEE titles or IEE titles but not both, make the appropriate choice in **CHOOSE**:

CHOOSE: All Titles IEEE Titles IEE Titles

Click **>>**.

3. Browse the list of conference proceedings by:
 - Using the Browse by keyword box.

OPTION 1
Browse by keyword
 Enter one or more keywords in the order they appear in the conference proceeding title.

>>

or


- Using the Browse alphabetically area.

OPTION 2
Browse alphabetically
 Select a letter to view titles beginning with that letter.

A B C D E F G H I J K L M N O P Q R S T U V W X Y Z

4. Use the result-range links (for example, [26-50](#)) to view more pages of results.
5. The **+** next to a title indicates a conference grouping. Click the **+** next to a title to view the titles of all conferences in the grouping.
Note: If you click the title next to the **+**, you can view the conference proceedings Home page.
6. Click a conference publication title to see the list of volumes. The publication page is displayed. You can view the AbstractPlus or full text if you or your institution subscribes to the publication. You can view brief Abstracts if you do not subscribe to the publication.

Conference Proceedings Home Page

When you click the  next to a conference title, you view the Home page for the grouping of conferences under that title. On the conference proceedings Home page, you can:

All visitors:

- Go to a specific conference proceeding by clicking its link.

Institutional Subscribers and IEEE Members (login or access authentication required):

- Perform a simple keyword search of the listed conference proceedings.

Search these Conference Proceedings

All Fields

- From the results list, view the Abstract of any article. Subscribers can view the AbstractPlus.

Subscribers to the publication:

- From an issue's table of contents, view the AbstractPlus and full text of papers in the publication.

Conference Proceedings Publication Page

The **Conference Proceedings** publication page appears when you click a conference title. From the publication page, you can:

All visitors:

- Go to a specific volume by clicking its title.

Date: [6-10 April 2003, Vol.3](#)
[6-10 April 2003, Vol.1](#)
[6-10 April 2003, Vol.5](#)
[6-10 April 2003, Vol.6](#)
[6-10 April 2003, Vol.2](#)
[6-10 April 2003, Vol.4](#)

From the volume's table of contents, you can browse paper titles and view Abstracts.

- Review the title history and related conference proceedings titles.

Institutional Subscribers and IEEE Members (login or access authentication required):

- Perform a simple keyword search of the conference proceeding volumes to locate papers.

Search this Publication

All Fields

Subscribers to the publication:


- From an issue's table of contents, view the AbstractPlus and full text of papers in the publication.

Conference Proceedings Table of Contents

The table of contents page appears when you choose a volume on a conference proceedings publication page. From the table of contents page, you can:

All visitors:

- Print the table of contents.

Use the  printer friendly button to display just the table of contents for printing.

- View the Abstract of a specific paper by clicking the [Abstract](#) link.
- View multiple pages of results by using the result-range links, such as [26-50](#).
- For articles to which you do not have access:

IEEE Members: You can access full text by filing the documents in your IEEE Member Digital Library File Cabinet (if you subscribe) or by purchasing the documents.

If you belong to a **subscribing institution:** You can access full text by filing the documents in your institution's Enterprise File Cabinet (if your institution subscribes) or by purchasing the documents.

Other guests: You can access full text by purchasing the documents.

Institutional Subscribers and IEEE Members (login or access authentication required):

- Perform a simple keyword search of the documents in the publication.

Search this issue: All Fields


Subscribers to the publication:

- View a detailed Abstract by clicking [AbstractPlus](#).
- View full text of papers by clicking [PDF](#).

Browsing Standards

The **Browse Standards** page enables you to browse through all of the standards in the database.

To locate a standard:

1. Hover on or click  in the navigation menu bar. Then select **Standards**. IEEE Xplore displays a list of titles organized by standard number.
2. Browse the list of standards using the Browse by keyword box.

 **Browse by keyword**
Enter a standard number or one or more keywords in the order they appear in the standard title.

3. Use the result-range links (for example, [26-50](#)) to view more pages of results.

- Click a standard title to view the publication page for the standard. You can view the AbstractPlus or full text if your institution subscribes to the publication. You can view brief Abstracts if you do not subscribe to the publication.

Standards Publication Page

The **Standards** publication page appears when you click the title of a standard. From the publication page, you can:

All visitors:

- View the Abstract by clicking the [Abstract](#) link.
- For a standard to which you do not have access: You can access full text by purchasing the standard at <http://shop.ieee.org/ieeestore/>.

Institutional Subscribers and IEEE Members (login or access authentication required):

- View a detailed Abstract by clicking [AbstractPlus](#).

Locating a Document in the IEEE Member Digital Library

- Log in to your IEEE Web Account.
- Hover on or click **IEEE MEMBER DIGITAL LIBRARY** in the navigation menu bar. Then select **File Cabinet**. IEEE Xplore displays your Member Digital Library File Cabinet, showing documents filed in the current month.
- Select the year in which you filed the document you want to locate. Then select the month.

Year:

Month:

IEEE Xplore displays the documents filed during the selected month and year. The documents are listed in the order in which you filed them.

- You can resort the documents by article title or author last name (first author) by using the following choices:

By:

In: Order

Locating a Document in the IEEE Enterprise File Cabinet

Use the following procedure to quickly locate a specific document in the IEEE Enterprise File Cabinet.

1. Hover on or click **IEEE ENTERPRISE** in the navigation menu bar. Then click **File Cabinet**. IEEE *Xplore* displays your IEEE Enterprise File Cabinet.
2. Enter one or more words in the **Quick Find** box.



If you enter more than one word, Quick Find searches for the words as a phrase, in the order you entered them, not as individual words.

Note: You cannot include Boolean operators (AND, OR, and NOT) or special characters (, () @ [] { } < > “ ’ \). If you use one of these operators or characters, you receive the message “Request Cannot Be Processed.”

3. Select **Publication Title**, **Document Title**, or **Author** after **IN** to specify the type of search.
4. Click **>>**. IEEE *Xplore* searches the File Cabinet for the terms you entered, and presents a list of matching documents.

The Quick Find function returns plural and suffixed forms of the words you entered. For example, if you enter one word, “electron”, the results include words such as electrons, electronic, and electronically. If you enter more than one word (a phrase), only the plural and suffixed forms of the last word are included. This capability helps you locate articles when you are unsure of the exact title or name.

The results match the words you entered regardless of most punctuation you include. For example, if you search for **solid-state**, your results may include “solid-state”, “solid state”, and “solid_state”.

5. To search within your results, repeat steps 2 through 4.
6. To view again all articles in the File Cabinet, click your browser **Back** button.

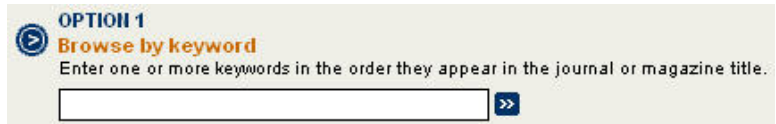
If you receive no results, click your browser **Back** button and modify your search query to include fewer words. If you are searching in the Document Title field, you can broaden your search to the Publication Title field.

You can also browse the File Cabinet if you are unsure of the exact words to use in a search query.

Browsing by Keyword

Use the following procedure to quickly locate a specific journal, conference proceeding volume, or standard. This procedure assumes you have clicked **BROWSE** and selected a publication type (**Journals & Magazines**, **Conference Proceedings**, or **Standards**).

1. In the Browse by keyword box:



enter one or more keywords from the title of the publication.

Note: If you are unsure of the spelling, you may enter a partial keyword.

2. Click . IEEE Xplore filters through each publication's title to locate the words you entered, and presents a list of titles including those words.
3. If more titles containing the keyword exist than appear on the first page, click the result-range links, such as [26-50](#), to view more pages of titles.

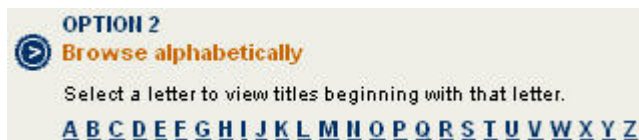
The Browse by keyword function returns results containing plural and suffixed forms of the keyword(s). For example, if you enter the keyword "electron", the results include titles containing words such as electrons, electronic, and electronically. This capability helps you locate publications by topic when you are unsure of the exact title.

The results match your keyword(s) regardless of most punctuation you include. For example, if you search for **solid-state**, your results may include "solid-state", "solid state", and "solid_state".

Browsing Alphabetically

Use the following procedure to see a list of titles for journals, conference proceedings, or standards. This procedure assumes you have clicked **BROWSE** and selected a publication type (**Journals & Magazines**, **Conference Proceedings**, or **Standards**).

1. In the Browse alphabetically area:



click a letter to see publication titles beginning with that letter.

Note: You can click the letter matching the first word in the title or the first significant word in the title.

The first page of titles beginning with that letter appears.

2. If more titles beginning with that letter exist than appear on the first page, click the result-range links, such as [26-50](#), to view more pages of titles.